

○ MUSIC  city COUNSELOR


THANK YOU FOR YOUR  
PURCHASE!



Hey y'all, Laura here! I so appreciate when you please take a moment to leave a review on my resources on my TpT Store. Thanks for your support! Enjoy the resource!

♥ *laura oathout*

LET'S CONNECT!



For helpful ideas, engaging resources, and freebies, please check out my **website** and **membership**!

○ ♥ **WEBSITE:** [www.musiccitycounselor.com](http://www.musiccitycounselor.com)

♥ **MEMBERSHIP:** [www.counselorcollab.com](http://www.counselorcollab.com)

# MATERIALS NEEDED:

- Printed materials
- 7 popsicle sticks
- Sturdy tape (masking tape, duct tape)
- Crayons
- Pencils
- Scissors
- Glue sticks

## IMPORTANT NOTE:

10 options for school psychologist clipart are included. Please choose the presentation, poster, and worksheets/coloring pages that look most like you.

1. Female: tan skin, short brown hair
2. Female: tan skin, hijab
3. Female: tan skin, long black hair
4. Female: black skin, black curly hair
5. Female: brown skin, long brown hair
6. Female: light skin, long blonde hair
7. Male: light skin, brown hair
8. Male: brown skin, brown hair
9. Male: black skin, black hair
10. Male: tan skin, black hair

# DIRECTIONS PAGE I:

This lesson will take approximately 30 minutes to teach.

## Suggested Sequence:

1. Review the PowerPoint or digital for Google Slides™ presentation. Use the popsicle stick parts of the school psychologist as you present.
2. Review the content on the instructional posters with students.
3. Complete a worksheet or coloring page with students.

## Popsicle Stick Props:

Please print the 7 parts of the school psychologist (a smart brain, listening ears, caring eyes, a wise mouth, a loving heart, helping hands, and busy feet). I recommend using cardstock or laminating them for sturdiness. Please cut them out. Please tape a popsicle stick to the bottom of each one so that you can hold them up like a sign. These make for a great visual for students.

## PowerPoint Presentation:

This presentation teaches about the many "parts of the school psychologist." Each part teaches about something that the school psychologist does/a way he/she can help students.

On the second slide, please add in your name and fill in the "all about me" section. Please also delete the included photo and add your photo to the frame. To do so, please go to: Insert → Pictures → Picture from file... → Choose your picture → "Insert"

# DIRECTIONS PAGE 2:

Next, the presentation goes through 7 different parts of the school psychologist. As you discuss each part, please hold up the matching popsicle stick and show it to students. After doing a few, it is fun to show the body part and then ask students to guess how psychologists use it before explaining it. The props also make for a great review afterwards – show the body part, and ask students to recall how you use it.

## Worksheets & Coloring Pages

Assorted worksheets and coloring pages are included. Please choose those that best fit the needs and abilities of your students, and the amount of time that you have.

Questions, comments, or suggestions? Please contact me any time at [laura@musiccitycounselor.com](mailto:laura@musiccitycounselor.com). I'm here to help! 😊

PS I SO appreciate when you **please take a moment to leave a review** on my resources on TpT. It earns you credits towards future purchases, helps other educators find quality resources, and helps my small business grow.

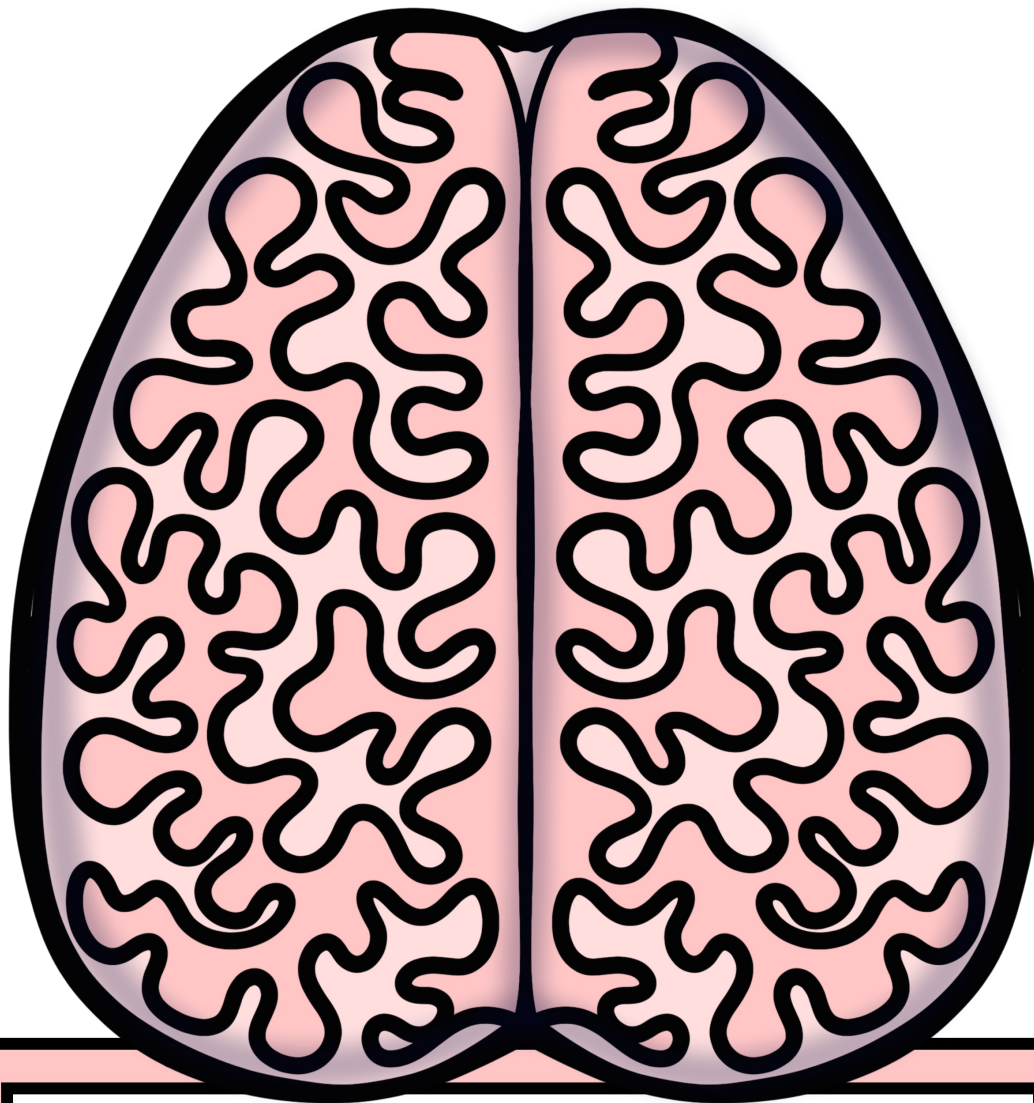


# PROPS SAMPLE:




# **PARTS OF THE SCHOOL PSYCHOLOGIST PROPS**





# A SMART BRAIN


To help kids solve problems, make good choices, and cope with big feelings.



# CARING EYES

To look out for students and figure out what they need.

© Music City Counselor



# A WISE MOUTH

To teach, encourage, and support  
students.

© Music City Counselor





# **LISTENING EARS**

To listen to students and make sure they feel heard and understood.


© Music City Counselor



# HELPING HANDS

To greet, guide, comfort, high five, play with, and hug students.

© Music City Counselor



# A LOVING HEART

To care for and love ALL students!

© Music City Counselor



# BUSY FEET

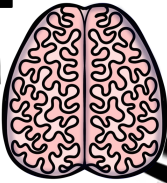
To move quickly around the school  
to help students, caregivers, and  
teachers.

# POSTERS



# The Parts of My School PSYCHOLOGIST

## A SMART BRAIN



To help kids solve problems, make good choices, and cope with big feelings.

## CARING EYES



To look out for students and figure out what they need.

## A WISE MOUTH



To teach, encourage, and support students.

## LISTENING EARS



To listen to students and make sure they feel heard and understood.

## HELPING HANDS



To greet, guide, comfort, high five, play with, and hug students.

## A LOVING HEART



To care for and love ALL students!

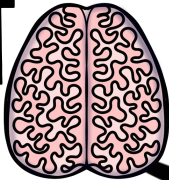
## BUSY FEET



To move quickly around the school to help students and teachers.

# The Parts of My School **PSYCHOLOGIST**

## **A SMART BRAIN**



To help kids solve problems, make good choices, and cope with big feelings.

## **CARING EYES**



To look out for students and figure out what they need.

## **A WISE MOUTH**



To teach, encourage, and support students.

## **LISTENING EARS**



To listen to students and make sure they feel heard and understood.

## **HELPING HANDS**



To greet, guide, comfort, high five, play with, and hug students.

## **A LOVING HEART**



To care for and love ALL students!

## **BUSY FEET**



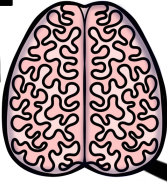
To move quickly around the school to help students and teachers.





# The Parts of My School **PSYCHOLOGIST**

## **A SMART BRAIN**



To help kids solve problems, make good choices, and cope with big feelings.

## **CARING EYES**



To look out for students and figure out what they need.

## **A WISE MOUTH**



To teach, encourage, and support students.

## **LISTENING EARS**



To listen to students and make sure they feel heard and understood.

## **HELPING HANDS**



To greet, guide, comfort, high five, play with, and hug students.

## **A LOVING HEART**




To care for and love ALL students!

## **BUSY FEET**

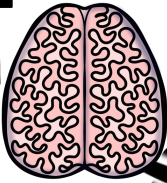


To move quickly around the school to help students and teachers.




# The Parts of My School **PSYCHOLOGIST**

## **A SMART BRAIN**



To help kids solve problems, make good choices, and cope with big feelings.

## **CARING EYES**



To look out for students and figure out what they need.

## **A WISE MOUTH**



To teach, encourage, and support students.

## **LISTENING EARS**



To listen to students and make sure they feel heard and understood.

## **HELPING HANDS**



To greet, guide, comfort, high five, play with, and hug students.

## **A LOVING HEART**




To care for and love ALL students!

## **BUSY FEET**

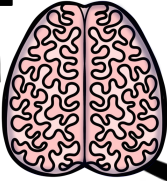


To move quickly around the school to help students and teachers.



# The Parts of My School **PSYCHOLOGIST**

## **A SMART BRAIN**



To help kids solve problems, make good choices, and cope with big feelings.

## **CARING EYES**



To look out for students and figure out what they need.

## **A WISE MOUTH**



To teach, encourage, and support students.

## **LISTENING EARS**



To listen to students and make sure they feel heard and understood.

## **HELPING HANDS**



To greet, guide, comfort, high five, play with, and hug students.



## **A LOVING HEART**

To care for and love ALL students!

## **BUSY FEET**

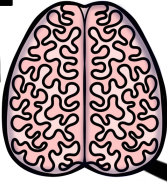


To move quickly around the school to help students and teachers.




# The Parts of My School **PSYCHOLOGIST**

## **A SMART BRAIN**



To help kids solve problems, make good choices, and cope with big feelings.

## **CARING EYES**



To look out for students and figure out what they need.

## **A WISE MOUTH**



To teach, encourage, and support students.

## **LISTENING EARS**




To listen to students and make sure they feel heard and understood.

## **HELPING HANDS**



To greet, guide, comfort, high five, play with, and hug students.



## **A LOVING HEART**

To care for and love ALL students!

## **BUSY FEET**

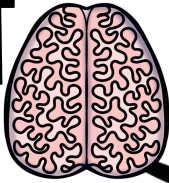


To move quickly around the school to help students and teachers.



# The Parts of My School **PSYCHOLOGIST**

## **A SMART BRAIN**



To help kids solve problems, make good choices, and cope with big feelings.

## **CARING EYES**



To look out for students and figure out what they need.

## **A WISE MOUTH**



To teach, encourage, and support students.

## **LISTENING EARS**



To listen to students and make sure they feel heard and understood.

## **HELPING HANDS**



To greet, guide, comfort, high five, play with, and hug students.

## **A LOVING HEART**



To care for and love ALL students!

## **BUSY FEET**

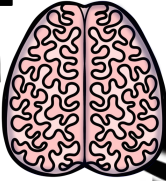


To move quickly around the school to help students and teachers.




# The Parts of My School **PSYCHOLOGIST**

## **A SMART BRAIN**



To help kids solve problems, make good choices, and cope with big feelings.

## **CARING EYES**



To look out for students and figure out what they need.

## **A WISE MOUTH**



To teach, encourage, and support students.

## **LISTENING EARS**



To listen to students and make sure they feel heard and understood.

## **HELPING HANDS**



To greet, guide, comfort, high five, play with, and hug students.

## **A LOVING HEART**



To care for and love ALL students!

## **BUSY FEET**

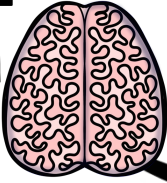


To move quickly around the school to help students and teachers.




# The Parts of My School **PSYCHOLOGIST**

## **A SMART BRAIN**



To help kids solve problems, make good choices, and cope with big feelings.

## **CARING EYES**



To look out for students and figure out what they need.

## **A WISE MOUTH**



To teach, encourage, and support students.

## **LISTENING EARS**



To listen to students and make sure they feel heard and understood.

## **HELPING HANDS**



To greet, guide, comfort, high five, play with, and hug students.

## **A LOVING HEART**



To care for and love ALL students!

## **BUSY FEET**

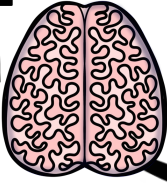


To move quickly around the school to help students and teachers.

# The Parts of My School


# PSYCHOLOGIST

## A SMART BRAIN



To help kids solve problems, make good choices, and cope with big feelings.

## CARING EYES



To look out for students and figure out what they need.

## A WISE MOUTH



To teach, encourage, and support students.

## LISTENING EARS



To listen to students and make sure they feel heard and understood.

## HELPING HANDS



To guide, comfort, high five, play with, and hug students.

## A LOVING HEART



To care for and love ALL students!

## BUSY FEET



To move quickly around the school to help students and teachers.




# WORKSHEETS

Name: \_\_\_\_\_

# The Parts of My School **PSYCHOLOGIST**


Cut and paste each part of your school psychologist. Draw an → to the part it matches!



LOVING HEART




SMART BRAIN




BUSY FEET



CARING EYES



WISE MOUTH



LISTENING EARS




HELPING  
HANDS



Name: \_\_\_\_\_

# The Parts of My School **PSYCHOLOGIST**


Cut and paste each part of your school psychologist. Draw an → to the part it matches!



LOVING HEART



SMART BRAIN



BUSY FEET



CARING EYES



WISE MOUTH



LISTENING EARS




HELPING  
HANDS



Name: \_\_\_\_\_

# The Parts of My School **PSYCHOLOGIST**


Cut and paste each part of your school psychologist. Draw an → to the part it matches!



LOVING HEART




SMART BRAIN




BUSY FEET



CARING EYES



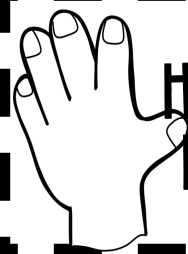
WISE MOUTH



LISTENING EARS




HELPING  
HANDS



Name: \_\_\_\_\_

# The Parts of My School **PSYCHOLOGIST**


Cut and paste each part of your school psychologist. Draw an → to the part it matches!



LOVING HEART




SMART BRAIN




BUSY FEET



CARING EYES



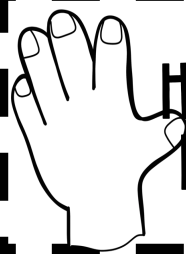
WISE MOUTH



LISTENING EARS




HELPING  
HANDS



Name: \_\_\_\_\_

# The Parts of My School **PSYCHOLOGIST**


Cut and paste each part of your school psychologist. Draw an → to the part it matches!



LOVING HEART




SMART BRAIN




BUSY FEET



CARING EYES



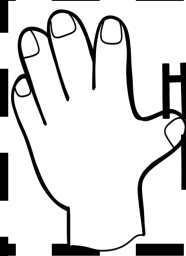
WISE MOUTH



LISTENING EARS




HELPING  
HANDS



Name: \_\_\_\_\_

# The Parts of My School **PSYCHOLOGIST**


Cut and paste each part of your school psychologist. Draw an → to the part it matches!



LOVING HEART




SMART BRAIN




BUSY FEET



CARING EYES



WISE MOUTH



LISTENING EARS




HELPING  
HANDS



Name: \_\_\_\_\_

# The Parts of My School **PSYCHOLOGIST**


Cut and paste each part of your school psychologist. Draw an → to the part it matches!



LOVING HEART




SMART BRAIN




BUSY FEET



CARING EYES



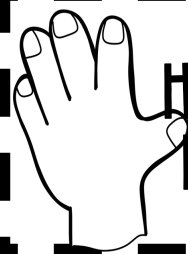
WISE MOUTH



LISTENING EARS



HELPING  
HANDS






Name: \_\_\_\_\_

# The Parts of My School **PSYCHOLOGIST**


Cut and paste each part of your school psychologist. Draw an → to the part it matches!



LOVING HEART




SMART BRAIN




BUSY FEET



CARING EYES



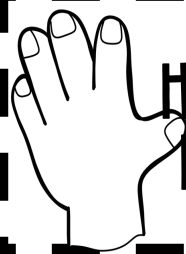
WISE MOUTH



LISTENING EARS




HELPING  
HANDS



Name: \_\_\_\_\_

# The Parts of My School **PSYCHOLOGIST**


Cut and paste each part of your school psychologist. Draw an → to the part it matches!



LOVING HEART




SMART BRAIN




BUSY FEET



CARING EYES



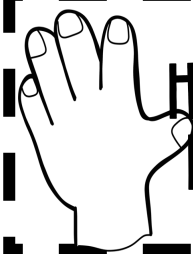
WISE MOUTH



LISTENING EARS




HELPING  
HANDS



Name: \_\_\_\_\_

# My School Psychologist **HELPS ME!**

Write and draw about how your  
School Psychologist can help you.



Name: \_\_\_\_\_



# My School Psychologist **HELPS ME!**

Write and draw about how your  
School Psychologist can help you.

---

---


---



Name: \_\_\_\_\_

# My School Psychologist **HELPS ME!**


Write and draw about how your  
School Psychologist can help you.



Name: \_\_\_\_\_

# My School Psychologist **HELPS ME!**

Write and draw about how your  
School Psychologist can help you.





Name: \_\_\_\_\_


# My School Psychologist **HELPS ME!**

Write and draw about how your  
School Psychologist can help you.

---

---


---



Name: \_\_\_\_\_

# My School Psychologist **HELPS ME!**

Write and draw about how your  
School Psychologist can help you.



Name: \_\_\_\_\_


# My School Psychologist **HELPS ME!**

Write and draw about how your  
School Psychologist can help you.

---

---

---



Name: \_\_\_\_\_


# My School Psychologist **HELPS ME!**

Write and draw about how your  
School Psychologist can help you.

---

---

---





Name: \_\_\_\_\_


# My School Psychologist **HELPS ME!**

Write and draw about how your  
School Psychologist can help you.

---

---

---




# COLORING PAGES


Name: \_\_\_\_\_

# The Parts of My School **PSYCHOLOGIST**


**SMART BRAIN**



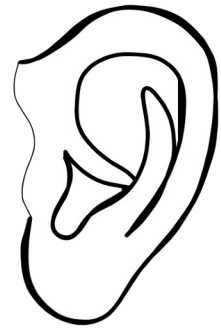
**CARING EYES**



**WISE MOUTH**




**LISTENING EARS**




**HELPING HANDS**



**LOVING HEART**




**BUSY FEET**




Name: \_\_\_\_\_

# The Parts of My School **PSYCHOLOGIST**


**SMART BRAIN**



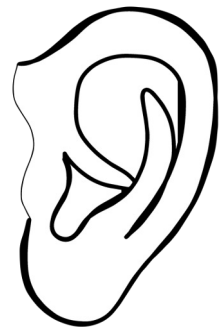
**CARING EYES**




**WISE MOUTH**




**LISTENING EARS**



**HELPING HANDS**



**LOVING HEART**



**BUSY FEET**







Name: \_\_\_\_\_

# The Parts of My School **PSYCHOLOGIST**


**SMART BRAIN**



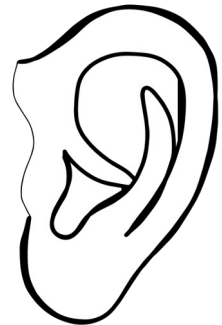
**CARING EYES**




**WISE MOUTH**




**LISTENING EARS**



**HELPING HANDS**



**LOVING HEART**




**BUSY FEET**




Name: \_\_\_\_\_

# The Parts of My School **PSYCHOLOGIST**


**SMART BRAIN**



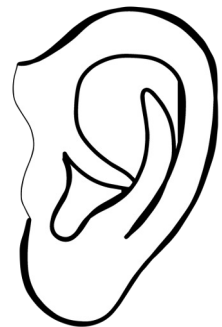
**CARING EYES**




**WISE MOUTH**




**LISTENING EARS**




**HELPING HANDS**



**LOVING HEART**



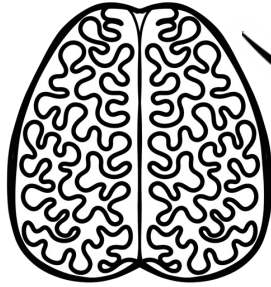
**BUSY FEET**




Name: \_\_\_\_\_

# The Parts of My School **PSYCHOLOGIST**


**SMART BRAIN**




**CARING EYES**




**WISE MOUTH**




**LISTENING EARS**



**HELPING HANDS**



**LOVING HEART**




**BUSY FEET**




Name: \_\_\_\_\_

# The Parts of My School **PSYCHOLOGIST**


**SMART BRAIN**



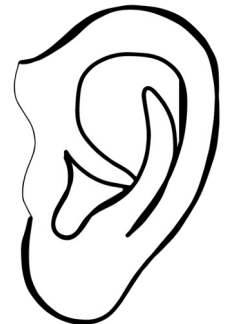
**CARING EYES**




**WISE MOUTH**




**LISTENING EARS**




**HELPING HANDS**



**LOVING HEART**




**BUSY FEET**




Name: \_\_\_\_\_

# The Parts of My School **PSYCHOLOGIST**


**SMART BRAIN**



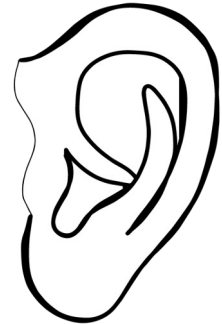
**CARING EYES**



**WISE MOUTH**




**LISTENING EARS**



**HELPING HANDS**



**LOVING HEART**



**BUSY FEET**







Name: \_\_\_\_\_

# The Parts of My School **PSYCHOLOGIST**


**SMART BRAIN**



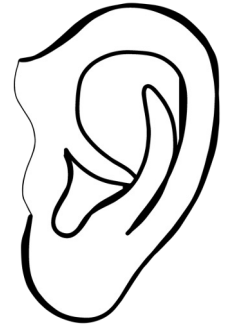
**CARING EYES**




**WISE MOUTH**




**LISTENING EARS**




**HELPING HANDS**



**LOVING HEART**




**BUSY FEET**




Name: \_\_\_\_\_

# The Parts of My School **PSYCHOLOGIST**


**SMART BRAIN**



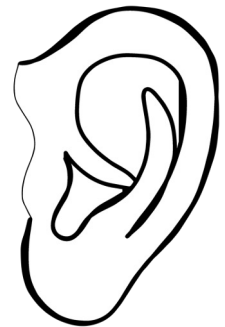
**CARING EYES**




**WISE MOUTH**




**LISTENING EARS**



**HELPING HANDS**



**LOVING HEART**



**BUSY FEET**



# TERMS OF USE:

- Make copies for the purchaser's classroom AND share copies with other educators within your school building
- Reference (without distribution) this product in blog posts, seminars, professional development workshops, or other such venues provided there is both credit given to myself as the author and a link back to my TpT store included in the post/presentation

**YOU MAY**

- Claim the work as your own, alter the files in any way, or remove/attempt to remove the copyright
- Share this product with educators outside of your school building
- Repackage, sell, or giveaway this product to others
- Offer to share this product anywhere on the internet as a download or copy

**YOU MAY NOT**



Please contact me any time at [laura@musiccitycounselor.com](mailto:laura@musiccitycounselor.com) with questions, suggestions, resource requests, or comments. I'm here to help and would love to hear from you!

♥ Laura Oathout

**THIS RESOURCE WAS MADE POSSIBLE THANKS TO:**

